



GEMO650 ON IOD200

## Features

- Space-saving 21" (533 mm) wide design.
- Produces up to 770 lbs (349 kg) of ice per day.
- Soft, chewable nugget ice crystals.
- Cools beverages faster and longer while maintaining flavors better.
- Decreased water and power usage compared to cube ice makers.
- SystemSafe load monitoring system constantly checks workload on gearbox, shutting down system before a problem develops and preventing costly repairs.
- Water Sensor eliminates low or no water failures and cannot be affected by adverse water conditions.
- Rugged stainless steel evaporator and auger ensures reliability.
- Industrial-grade roller bearings and heavy-duty gearbox provide years of trouble-free service.

GEMO650/O655 NUGGET ICE MAKER

## Options & Accessories

WATER FILTERS			
Ice Machine Model	Manifold		Inline
	System	Replacement	System
GEMO650	IFQ1	IOMQ (1)	N/A
GEMO655			

## Ice Maker Warranty

Every Ice-O-Matic ice maker is backed by a warranty that provides both parts and labor coverage.

- Three years **Parts** and **Labor** for all nugget ice maker parts.
- Five years **Parts** coverage on the compressor.

## Ice Form



NUGGET ICE DIMENSIONS	
H x Dia. (in.)	1/2 x 3/8
H x Dia. (mm)	12.7 x 9.5

## Bin Chart Kits for Combining Wider Bins with Smaller Models

ICE STORAGE BINS										
Model No.	B25	B40	B42	B55	B700	B1000	B110	B1300	B1325	B1600
Capacity	242 lbs (110 kg)	344 lbs (156 kg)	351 lbs (160 kg)	510 lbs (232 kg)	680 lbs (308 kg)	1000 lbs (454 kg)	854 lbs (388 kg)	1320 lbs (599 kg)	1325 lbs (601 kg)	1660 lbs (753 kg)
Width	30 in (762 mm)	30 in (762 mm)	22 in (559 mm)	30 in (762 mm)	30 in (762 mm)	30 in (762 mm)	48 in (1219 mm)	48 in (1219 mm)	60 in (1524 mm)	60 in (1524 mm)
Kits	GEMO650	KBT19	KBT24	KBT19	N/A	N/A	KBT23	N/A	N/A	N/A
	GEMO650 (2)	N/A					KBT22			
	GEMO655	KBT19	KBT24	KBT19			KBT23			
	GEMO655 (2)	N/A					KBT22			

\*See Ice-O-Matic Price List for Adapter Kits to combine ice makers with most available ice/beverage dispensers

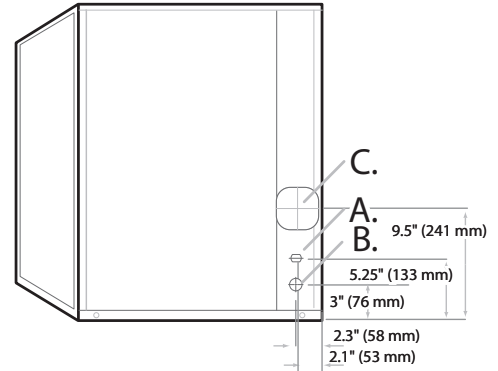
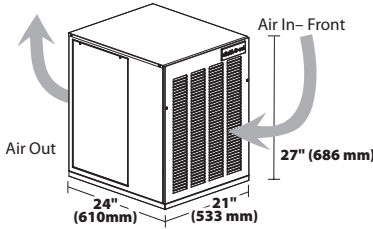


GEMO650/O655 NUGGET ICE MAKER

### Air Cooled

Please note: air-cooled units require 6" (152 mm) clearance for air intake and exhaust.

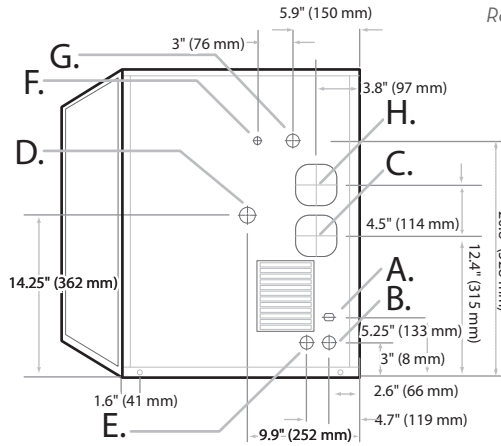
- A. Ice maker potable water in, 3/8" FPT.
- B. Ice maker water out, 3/4" FPT.
- C. Electrical inlet.



Rear View Air Cooled

### Water Cooled/Remote

- A. Ice maker water in, 3/8" FPT.
- B. Ice maker water out, 3/4" FPT.
- C. Electrical inlet.
- D. Condenser water in, 3/8" (water cooled only).
- E. Condenser water out, 1/2" (water cooled only).
- F. Liquid line, 3/8" male coupling for precharged line set (remote only).
- G. Discharge line, 1/2" male coupling for precharged line set (remote only).
- H. Remote condenser junction box (remote only).



Rear View Water Cooled & Remote

### Operating Requirements

	MINIMUM	MAXIMUM	
		60 Hz	50Hz
Ambient Temp. Range Air	50°F (10°C)	100°F (38°C)	
Water Temp.	40°F (4.4°C)		
Water Pressure	20 PSIG (1.4 BAR)	120 PSIG (8.3 BAR)	
Remote Cond. Temps	-20°F (-29°C)	120°F (50°C)	

### Dimensions

ALL MODELS	
W x D x H (in.)	21 x 24 x 27
W x D x H (mm)	533 x 610 x 686

### Specifications

Model Number	Cond. Unit	Ice Production per 24hrs		Water Usage gallons per 100 lbs (45 kg) of ice		kWh Used per 100 lbs (45 kg) of ice @ 90°F (32°C) air/70°F (21°C) water	Voltage Characteristics	Min. Circuit Ampacity	Fuse Size	Approx. BTUs per hour**	
		70°F (21°C) air/50°F (10°C) water lbs (kg)	90°F (32°C) air/70°F (21°C) water lbs (kg)	Potable	Condenser						
GEMO650A	Air	740 (336)	500 (227)	12.0	-	5.31	115/60/1	21.0	30	5,600	
GEMO650W	Water	770 (349)	633 (287)		115	3.40					
GEMO650R	Remote*	770 (349)	550 (249)		-	5.65		23.5			
GEMO655A	Air	665 (302)	494 (224)		87.5	-	4.80	220-240/50/1	10.1	15	4,400
GEMO655W	Water	699 (317)	578 (262)						3.70		

\*Requires RGA-100I-HM Remote Condenser with optional grill guard kit. \*\*BTUH is calculated 0°F Evaporator, 100°F Condensing, and 33 PSIG.

When installing a modular GEM on a drink dispenser, the KGEMDISP MUST be used.

#### NOTES:

- Number of Wires: 3 (including ground)
- Approx. Shipping Weight lbs (kg): GEMO650A 205 (93) • GEMO650W 220 (110) • GEMO650R 220 (100) • GEMO655A 205 (93) • GEMO655W 200 (91)
- Refrigerant Type: R404A